

Search for the dark scalar S in $\eta(') \rightarrow S\pi^0$ at GlueX/JEF

Igal Jaegle

Thomas Jefferson National Accelerator Facility

for the GlueX Collaboration

14.05.2021



Table of contents

- 1 Introduction
- 2 Numbers of expected events and UL on observed events
- 3 Sensitivity
- 4 $S \rightarrow e^- e^+$
- 5 Conclusion

Introduction

Search for a MeV-GeV dark Higgs boson, S , that couples to quarks and gluons. Initially proposed by B. Batell et al. ([arxiv:1812.05103](https://arxiv.org/abs/1812.05103)) and refreshed by L. Gan et al. ([arxiv:2007.00664](https://arxiv.org/abs/2007.00664))

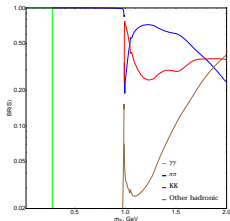
- B. Batell et al.:

- ▶ For, $m_S < 2m_\pi$, $S \rightarrow \gamma\gamma$
- ▶ For, $m_S \geq 2m_\pi$, $S \rightarrow$ hadrons and in particular $\pi\pi$

- L. Gan et al.:

- ▶ For, $m_S < 2m_\pi$
 - ★ $S \rightarrow \gamma\gamma$
 - ★ If $m_S \geq 2m_e$, $S \rightarrow e^+e^-$
 - ★ If $m_S \geq 2m_\mu$, $S \rightarrow \mu^+\mu^-$
- ▶ For, $m_S \geq 2m_\pi$, $S \rightarrow$ hadrons and in particular $\pi\pi$

- B. Batell et al.



- L. Gan et al.

- Different coupling for each decay mode

- Branching ratio (BR)

$$= \frac{\Gamma(\alpha_S^{\gamma\gamma})}{\Gamma(\alpha_S^{\gamma\gamma}) + \Gamma(\alpha_S^{e^+e^-}) + \Gamma(\alpha_S^{\mu^+\mu^-}) + \dots}$$

- Γ partial decay width, $\Gamma \propto \alpha_S^2$

- Limit on $\alpha_S \times \text{BR}$

Numbers of expected events and UL on observed events

Relation between number of expected events, N_{th}^S , and of UL on observed events, $N_{\text{obs}}^{\text{UL}}$

- $N_{\text{th}}^S = N_{\eta} \cdot \mathcal{B}(\eta \rightarrow S\pi^0)$

- ▶ N_{η} : number of η ; $N_{\eta} = \sigma \cdot \mathcal{L}$

- ★ σ : cross-section

- ★ \mathcal{L} : integrated luminosity

- ▶ \mathcal{B} : branching ratio

- $N_{\text{obs}}^{\text{UL}} = N_{\text{th}}^S \cdot \epsilon$

- ▶ ϵ : detection efficiency

Then,

- $\mathcal{B}(\eta \rightarrow S\pi^0) = \frac{N_{\text{obs}}^{\text{UL}}}{\epsilon \cdot N_{\eta}}$

So, for $S \rightarrow \gamma\gamma$

- $\mathcal{B}(\eta \rightarrow S\pi^0) = \frac{N_{\text{obs}}^{\text{UL}}}{\epsilon \cdot \mathcal{B}(S \rightarrow \gamma\gamma) \cdot N_{\eta}}$

- $\mathcal{B}(\eta \rightarrow S\pi^0) \simeq 0.056 \left(\frac{g_u}{7 \times 10^{-4}} \right)^2$ (B. Batell et al.)

- $\alpha_S = g_u^2 / (4\pi)$

- $\alpha_S^{\text{UL}} = \frac{1}{4\pi} \frac{(7 \times 10^{-4})^2}{0.056} \frac{N_{\text{obs}}^{\text{UL}}}{\epsilon \cdot \mathcal{B}(S \rightarrow \gamma\gamma) \cdot N_{\eta}}$

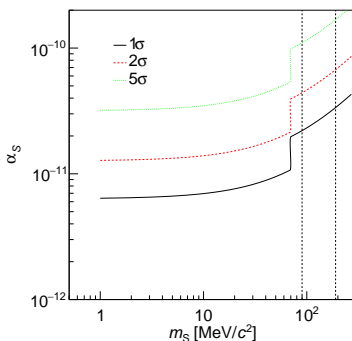
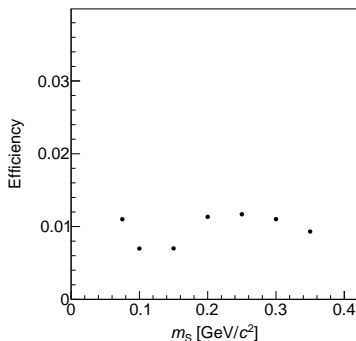
Sensitivity

Is defined as $N_{\text{sig}} = x\sqrt{N_{\text{bkg}}}$ where:

- N_{sig} , number of signal for a given m_S and window corresponding to $\Delta m_S = 2.5\sigma$ (σ is the signal resolution)
- N_{bkg} , number of background for the same m_S and window
- x is the significance in “sigma” unit

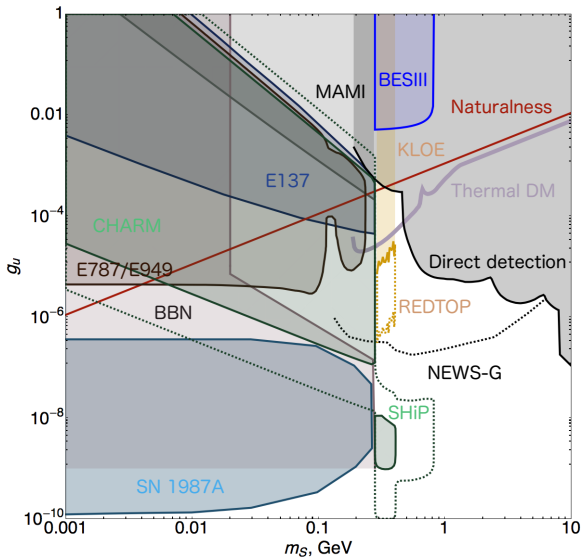
Then by replacing $N_{\text{obs}}^{\text{UL}}$ by N_{sig}

- $\alpha_s^{\text{Sensitivity}} = \frac{1}{4\pi} \frac{(7 \times 10^{-4})^2}{0.056} \frac{x\sqrt{N_{\text{bkg}}}}{\epsilon \cdot \mathcal{B}(S \rightarrow \gamma\gamma) \cdot N_\eta}$
- $N_\eta = 5 \times 10^7 \eta$



Comparison to existing bound and future experiments

For 100 days, $g_u \sim 7 \times 10^{-5}$



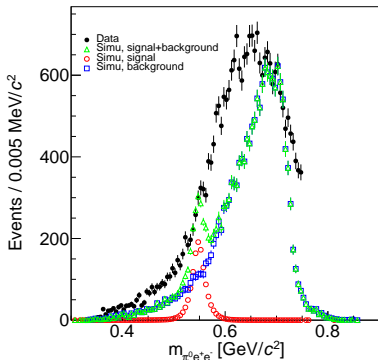
Selection criteria for $S \rightarrow e^- e^+$

- Kinematic fit: $\gamma p \rightarrow \eta p$ and $\eta \rightarrow \pi^0 e^- e^+$
 - ▶ η mass not used as constraint
 - ▶ π^0 mass not used as constraint
- Based on 11 variables (not yet optimized):
 - ▶ $\chi^2 (< 3)$
 - ▶ Elasticity
 - ▶ Coplanarity between η and p
 - ▶ Mass conservation
 - ▶ Extra energy ($= 0$)
 - ▶ Unused tracks ($= 0$)
 - ▶ π^0 invariant mass
 - ▶ Cluster number below $4.5^\circ(?)$
 - ▶ Vertex z and r
 - ▶ Proton momentum

Invariant mass distribution

After selection criteria applied

- No cut on cluster number below $4.5^\circ(?)$
- Signal = $\eta \rightarrow \pi^0 e^- e^+$ (BR $< 10^{-5}$)
- Background = $\omega \rightarrow \pi^0 e^- e^+$ (BR = 7.7×10^{-4})

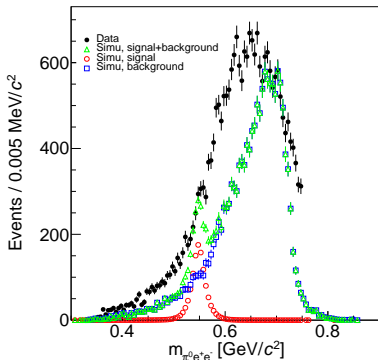


- Fit to match distribution for mass above 700 MeV
- Missing contribution possibly due to $\omega \rightarrow \pi^0 \gamma$ (BR=0.0828) with γ conversion into $e^- e^+$ in target ($\sim 1\%$ probability)

Invariant mass distribution

After selection criteria applied

- One or more cluster below 4.5°
- Signal = $\eta \rightarrow \pi^0 e^- e^+$ (BR $< 10^{-5}$)
- Background = $\omega \rightarrow \pi^0 e^- e^+$ (BR = 7.7×10^{-4})

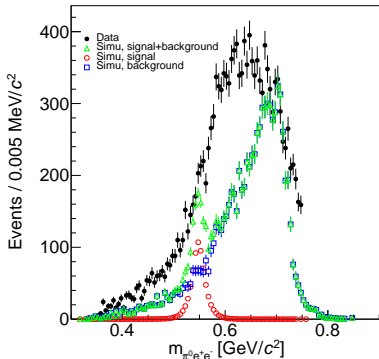


- Fit to match distribution for mass above 700 MeV
- Missing contribution possibly due to $\omega \rightarrow \pi^0 \gamma$ (BR=0.0828) with γ conversion into $e^- e^+$ in target ($\sim 1\%$ probability)

Invariant mass distribution

After selection criteria applied

- Two or more cluster below 4.5°
- Signal = $\eta \rightarrow \pi^0 e^- e^+$ (BR $< 10^{-5}$)
- Background = $\omega \rightarrow \pi^0 e^- e^+$ (BR = 7.7×10^{-4})

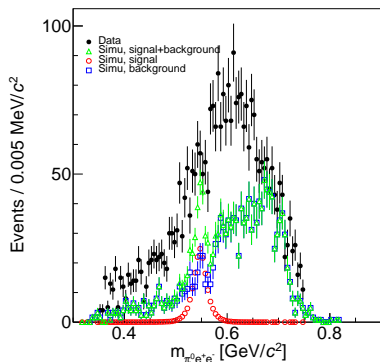


- Fit to match distribution for mass above 700 MeV
- Missing contribution possibly due to $\omega \rightarrow \pi^0 \gamma$ (BR=0.0828) with γ conversion into $e^- e^+$ in target ($\sim 1\%$ probability)

Invariant mass distribution

After selection criteria applied

- Three or more cluster below 4.5°
- Signal = $\eta \rightarrow \pi^0 e^- e^+$ (BR $< 10^{-5}$)
- Background = $\omega \rightarrow \pi^0 e^- e^+$ (BR = 7.7×10^{-4})



- Fit to match distribution for mass above 700 MeV
- Missing contribution possibly due to $\omega \rightarrow \pi^0 \gamma$ (BR=0.0828) with γ conversion into $e^- e^+$ in target ($\sim 1\%$ probability)

Remark on ω simulation

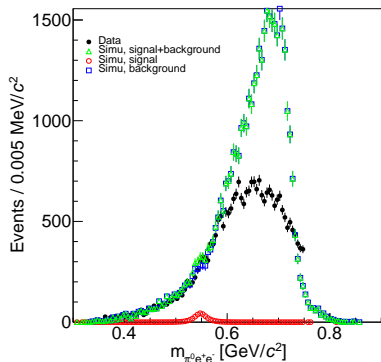
- There is no card available for $\omega \rightarrow \pi^0 e^- e^+$ in gen_amp
- I used genEtaRegge and evtgen with Belle (II) decay file
- Not sure if it is correct

```
#
Decay omega
0.892000000 pi- pi+ pi0 OMEGA_DALITZ; #[Reconstructed PDG2011]
0.082800000 pi0 gamma gamma VSP_PWAVE; #[Reconstructed PDG2011]
0.015300000 pi- pi+ VSS; #[Reconstructed PDG2011]
0.000460000 eta gamma VSP_PWAVE; #[Reconstructed PDG2011]
0.000770000 pi0 e+ e- PHOTOS PHSP; #[Reconstructed PDG2011]
0.000130000 pi0 mu+ mu- PHOTOS PHSP; #[Reconstructed PDG2011]
0.00150 pi+ pi- gamma PHSP;
0.000066000 pi0 pi0 gamma PHSP; #[Reconstructed PDG2011]
0.00050 pi+ pi- pi+ pi- PHSP;
0.000072800 e+ e- PHSP; #[New mode added] #[Reconstructed PDG2011]
0.000090000 mu+ mu- PHSP; #[New mode added] #[Reconstructed PDG2011]
Enddecay
#
```

Invariant mass distribution

After selection criteria applied

- No cut on cluster number below 4.5°(?)
- Signal = $\eta \rightarrow \pi^0 e^- e^+$ (BR < 10^{-5})
- Background = $\omega \rightarrow \pi^0 e^- e^+$ (BR = 7.7×10^{-4})

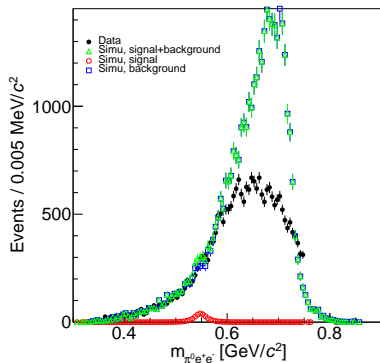


- Fit to match distribution for mass below 700 MeV
- Missing contribution possibly due to $\omega \rightarrow \pi^0 \gamma$ (BR=0.0828) with γ conversion into $e^- e^+$ in target ($\sim 1\%$ probability)

Invariant mass distribution

After selection criteria applied

- One or more cluster below 4.5°
- Signal = $\eta \rightarrow \pi^0 e^- e^+$ (BR $< 10^{-5}$)
- Background = $\omega \rightarrow \pi^0 e^- e^+$ (BR = 7.7×10^{-4})

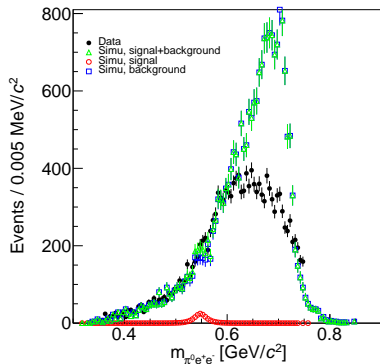


- Fit to match distribution for mass below 700 MeV

Invariant mass distribution

After selection criteria applied

- Two or more cluster below 4.5°
- Signal = $\eta \rightarrow \pi^0 e^- e^+$ (BR $< 10^{-5}$)
- Background = $\omega \rightarrow \pi^0 e^- e^+$ (BR = 7.7×10^{-4})

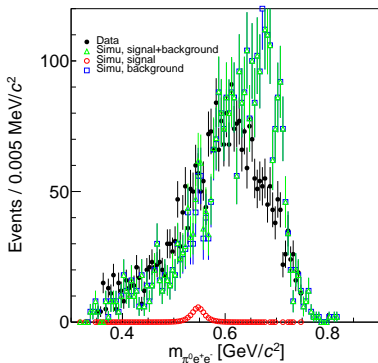


- Fit to match distribution for mass below 700 MeV

Invariant mass distribution

After selection criteria applied

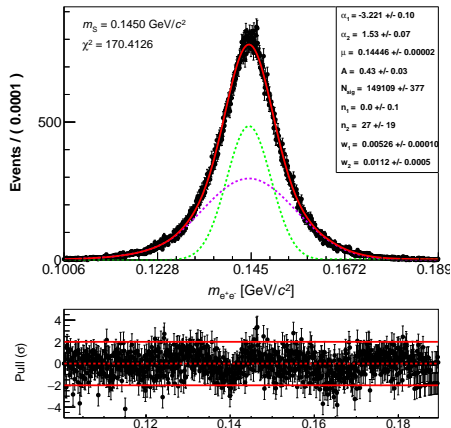
- Three or more cluster below 4.5°
- Signal = $\eta \rightarrow \pi^0 e^- e^+$ (BR $< 10^{-5}$)
- Background = $\omega \rightarrow \pi^0 e^- e^+$ (BR = 7.7×10^{-4})



- Fit to match distribution for mass below 700 MeV

Simulation of $S \rightarrow e^- e^+$

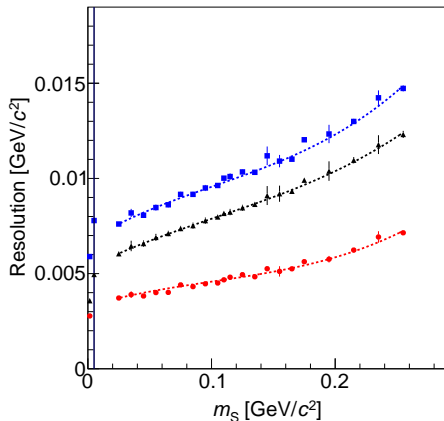
23 masses simulated between di-electron threshold and di-pion threshold



- Signal PDF corresponds to 2 Crystal Balls with common mean
- Used Jared's script to parametrize each fit parameter as function of the mass

Simulation of $S \rightarrow e^- e^+$

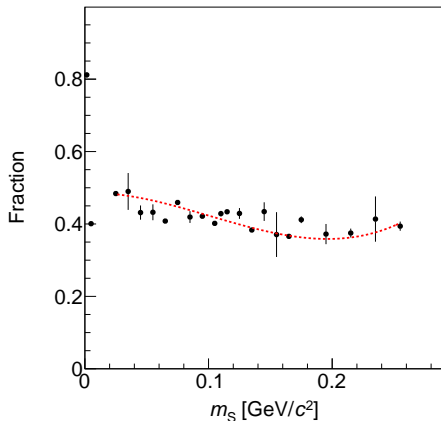
23 masses simulated between di-electron threshold and di-pion threshold



- Signal PDF corresponds to 2 Crystal Balls (CBs) with common mean
- Used Jared's script to parametrize each fit parameter as function of the mass
- Red: CB 1 width
- Blue: CB 2 width
- Black: weighted width

Simulation of $S \rightarrow e^- e^+$

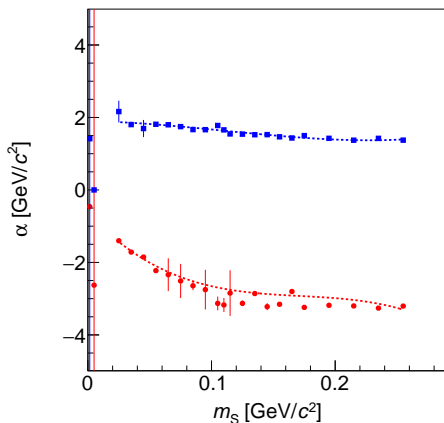
23 masses simulated between di-electron threshold and di-pion threshold



- Signal PDF corresponds to 2 Crystal Balls (CBs) with common mean
- Used Jared's script to parametrize each fit parameter as function of the mass
- CB 1 proportion
- CB 2 proportion = 1 - fraction

Simulation of $S \rightarrow e^- e^+$

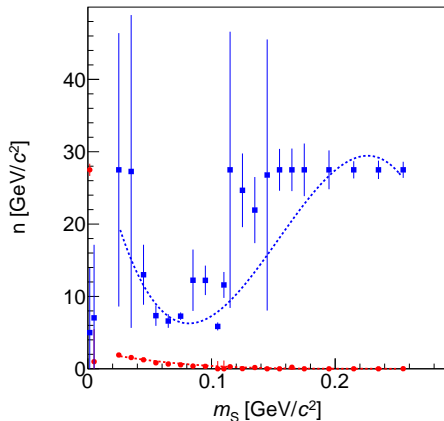
23 masses simulated between di-electron threshold and di-pion threshold



- Signal PDF corresponds to 2 Crystal Balls (CBs) with common mean
- Used Jared's script to parametrize each fit parameter as function of the mass
- Red: CB 1
- Blue: CB 2

Simulation of $S \rightarrow e^- e^+$

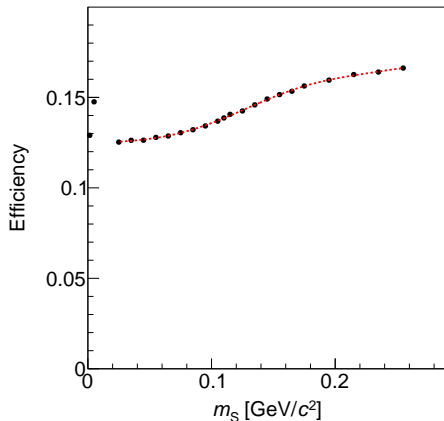
23 masses simulated between di-electron threshold and di-pion threshold



- Signal PDF corresponds to 2 Crystal Balls (CBs) with common mean
- Used Jared's script to parametrize each fit parameter as function of the mass
- Red: CB 1
- Blue: CB 2

Simulation of $S \rightarrow e^- e^+$

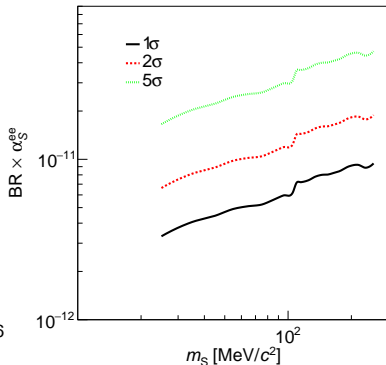
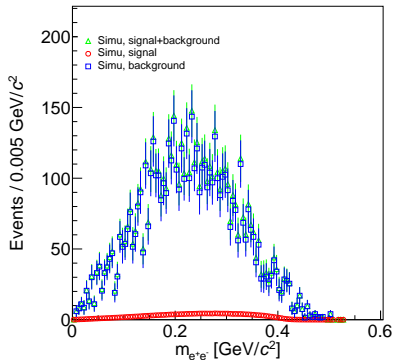
23 masses simulated between di-electron threshold and di-pion threshold



- Signal PDF corresponds to 2 Crystal Balls (CBs) with common mean
- Used Jared's script to parametrize each fit parameter as function of the mass
- Calculated detection efficiency

Expected sensitivity

- Take solution (2) with fit to match distribution for mass below 700 MeV
- Di-electron invariant mass after cut on $m_{\pi^0 e^+ e^-}$ between 480 and 600 MeV
- $\sqrt{N_{\text{bkg}} \times \frac{\mathcal{L}_{\text{JEF}}}{\mathcal{L}_{\text{Spring2017}}}}$ for a given m_S and window corresponding to $\Delta m_S = 2.5\sigma$ (σ is the signal resolution)



Conclusion

To be continued