


Update

- Completed 7th wire frame assembly. One more to go
- Need to have Walt drill a 2" dia hole through the center of the 8th set of aluminum plates
- Remainder of this week work on getting tooling in place so that Walt can hang a drill press over the plate.
- Working on the setup of a test chamber that we can bring to JLab for noise studies



GWINSTEK

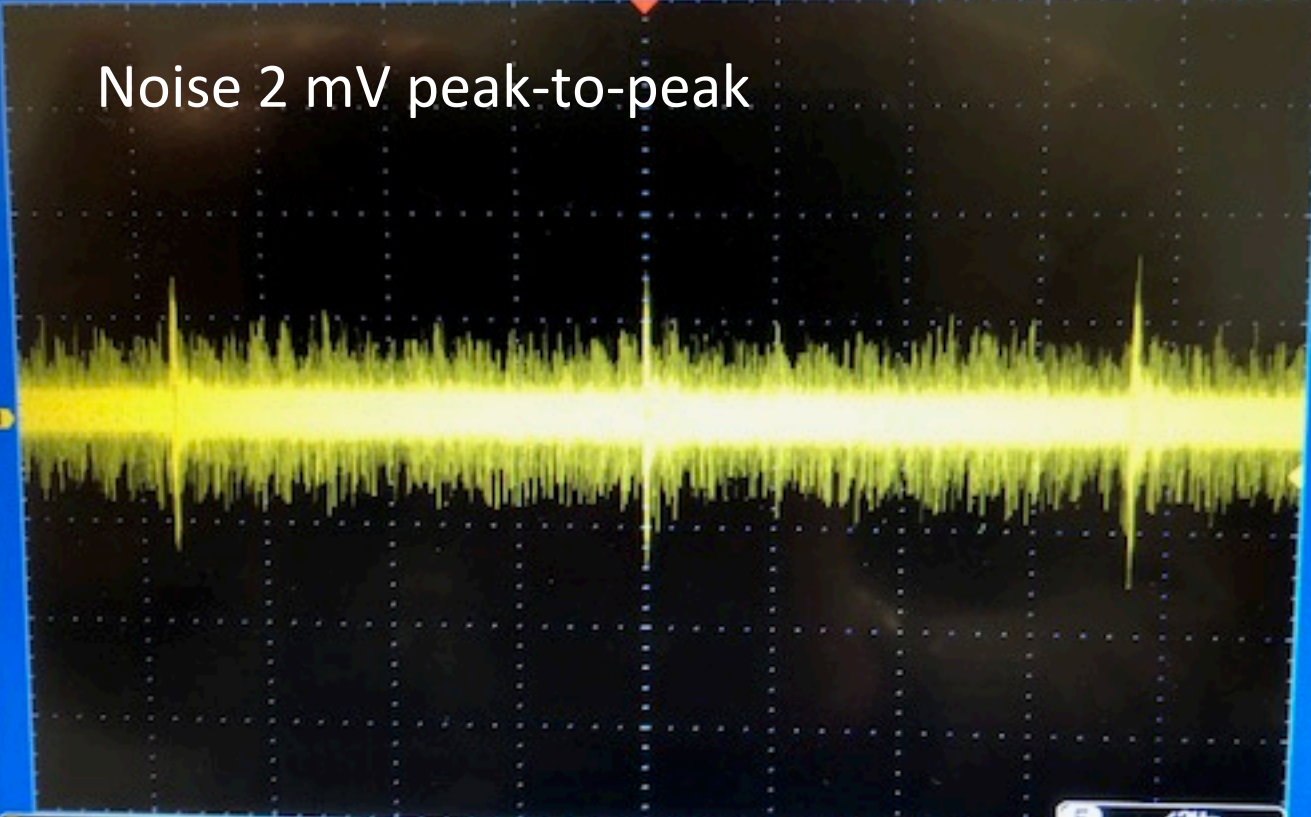


Stop



28 Mar 2018
18:09:12

Noise 2 mV peak-to-peak




5mV 100nV 100nV 100nV 5us 0.000s f -2.20nV DC

Type Edge	Source CH1	Coupling DC	Slope [Icons]	Level -2.20nV	Mode Auto	Holdoff 18.8ns
--------------	---------------	----------------	------------------	------------------	--------------	-------------------

Menu Off

Option



GW INSTEK

Visual Persistence Oscilloscope

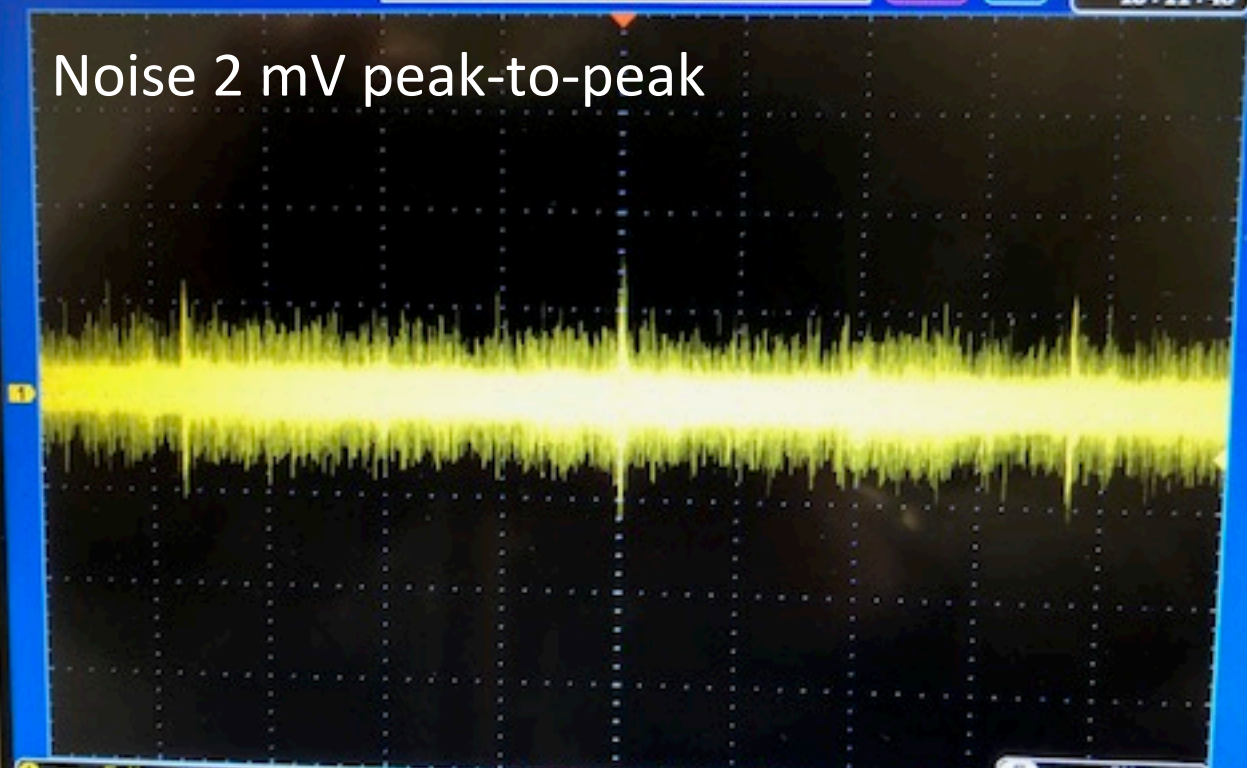


Stop



28 Mar 2018
18:11:48

Noise 2 mV peak-to-peak



5mV 100ns 100ns 100ns 5ms 0.000s <2Hz

Type Edge	Source CH1	Coupling DC	Slope [Icons]	Level -2.28mV	Mode Auto	Holdoff 18.0ms
--------------	---------------	----------------	------------------	------------------	--------------	-------------------

Menu Off

Option

POWER

GEN 1

GEN 2

Logic Assist



GW INSTEK GDS-2304A

Digital Storage Oscilloscope
300 MHz 2 GS/s

VPO
Visual Persistence Oscilloscope

GW INSTEK

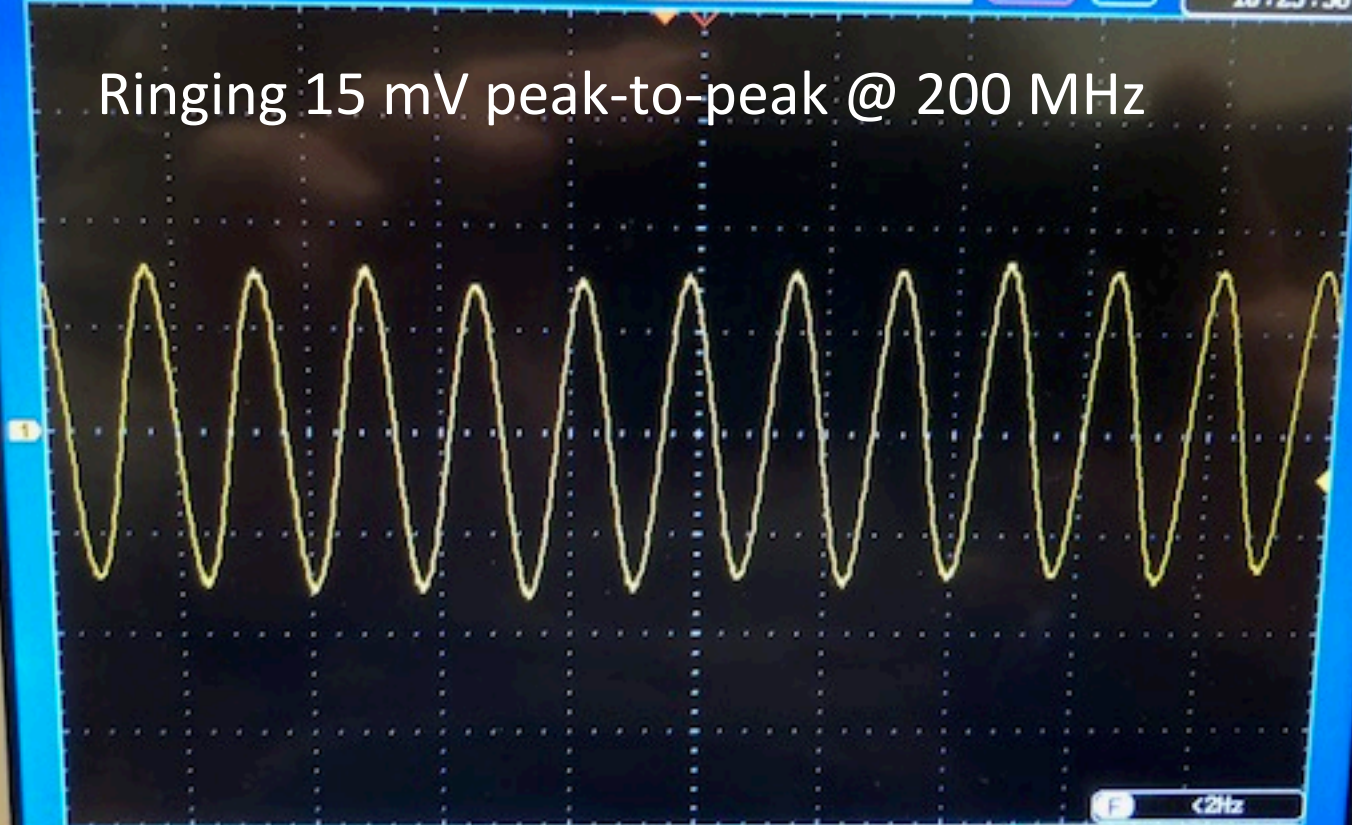


Stop



28 Mar 2018
18:25:36

Ringling 15 mV peak-to-peak @ 200 MHz



5mV 100nV 100nV 100nV 5ns 1.500ns f -2.28nV DC

Type Edge	Source CH1	Coupling DC	Slope [Icons]	Level 2.28nV	Mode Auto	Holdoff 18.8ns
--------------	---------------	----------------	------------------	-----------------	--------------	-------------------