

# Primakoff Production of $\eta'$

1

## Outline:

- ❑ Primakoff measurements at Jefferson Lab: completed and scheduled experiments
- ❑ Physics motivation and previous  $\eta'$  measurements
- ❑  $\eta'$  decay modes, GlueX detector acceptance and target choice
- ❑ expected rates and beam time
- ❑ Estimated  $\eta' \rightarrow \gamma\gamma$  decay width errors
- ❑ Work in progress: summary

# Primakoff measurement of radiative width

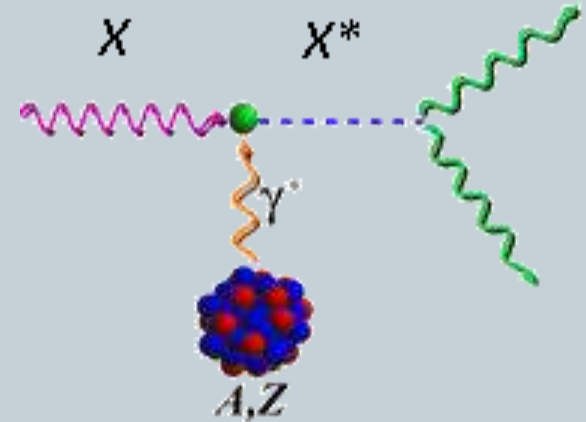
2

- Idea of Primakoff measurement is based on connection between production in Coulomb field and radiative decay:

$$X^* \rightarrow X + \gamma \leftrightarrow X + \gamma \rightarrow X^*$$

(H. Primakoff 1950)

$$\frac{d\sigma_P}{d\Omega} = \Gamma_{\gamma\gamma} \frac{8\alpha Z^2 \beta^3 E^4}{m^3 Q^4} |F_{e.m.}(Q)|^2 \sin^2\theta$$



- Total cross section needs to be measured precisely
- Coulomb production part needs to be extracted (models are involved):

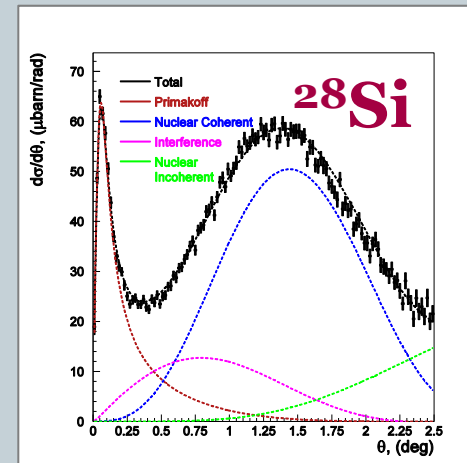
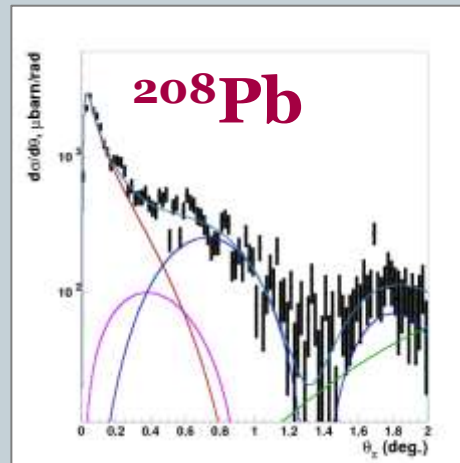
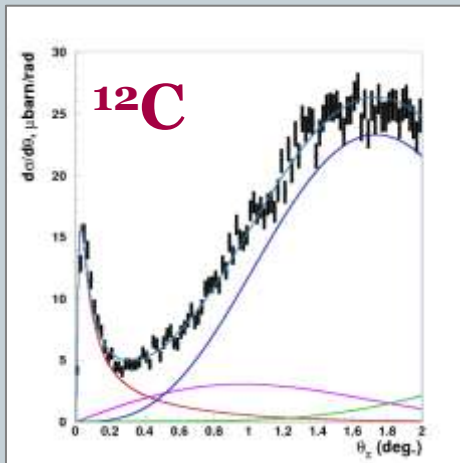
$$\frac{d\sigma}{d\Omega} = \frac{d\sigma_P}{d\Omega} + \frac{d\sigma_C}{d\Omega} + \frac{d\sigma_I}{d\Omega} + 2 \cdot \sqrt{\frac{d\sigma_P}{d\Omega} \cdot \frac{d\sigma_C}{d\Omega}} \cos(\phi_1 + \phi_2)$$

# Completed Primakoff experiments at JLab

3

- PrimEx-I run ( $\pi^0$ Primakoff production) opened Primakoff measurements era at JLab in 2004
- Achieved 2.8% precision (result published in 2010)
- Photon beam flux measurement at 1% level
- Carbon-12 and Lead-208 targets were used in PrimEx-1, Carbon-12 and Silicon-28 in PrimEx-II

$\pi^0$  photoproduction cross sections at forward angles on different nuclei (PrimEx experiment,  $E_\gamma \sim 5\text{GeV}$ )



# Scheduled Primakoff Experiments at JLab

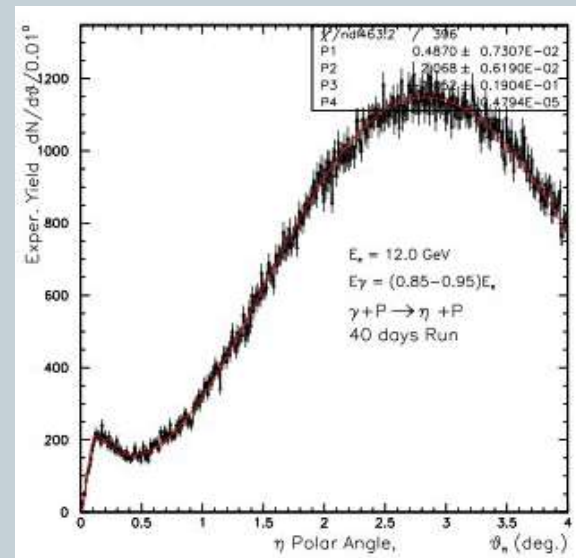
4

- “Precision Measurement of the eta Radiative Decay Width via the Primakoff Effect” (E12-06-102) is scheduled to run in Hall-D at JLab in 2018
- Proposed precision 3.2%, photon beam flux measurement precision 1%
- Liquid H and He4 targets will be used
- $\eta \rightarrow \gamma\gamma$  FCAL acceptance  $\sim 70\%$

Estimated total error contributions for Primakoff eta

photon flux	1.0%
beam energy	0.2%
acceptance, misalignment	0.5%
model dependence	0.3%
target thickness	0.5%
branching ratio	0.66% (PDG)
events selection	1.7%
detection efficiency	0.5%
background subtraction	2.0%
statistical	1.0%
<b>Total</b>	<b>3.2%</b>

Expected  $\eta$  yield for 40 days running with LH2 target



# $\eta'$ : physics motivation

5

- $\eta \rightarrow \gamma\gamma$  and  $\eta' \rightarrow \gamma\gamma$  decays are associated with chiral anomaly and must be analyzed together, calculations involve ChPT
- Relations involve mixing angle and decay constants
- Triangle anomaly calculations (see for example Adler, *Phys. Rev* 177 2426 (1969)):

$$\Gamma_{\gamma\gamma}^{\eta} = \frac{\alpha^2}{64\pi^3} \frac{M_{\eta}^3}{3} \left[ \frac{1}{f_8} \cos\theta_P - \frac{\sqrt{8}}{f_1} \sin\theta_P \right]^2,$$

$$\Gamma_{\gamma\gamma}^{\eta'} = \frac{\alpha^2}{64\pi^3} \frac{M_{\eta'}^3}{3} \left[ \frac{1}{f_8} \sin\theta_P + \frac{\sqrt{8}}{f_1} \cos\theta_P \right]^2,$$

where  $f_1$  and  $f_8$  are the singlet and octet decay constants of the SU(3) basis states  $\eta_1$  and  $\eta_8$ , analogous to the pion decay constant  $f_{\pi} = 93$  MeV.

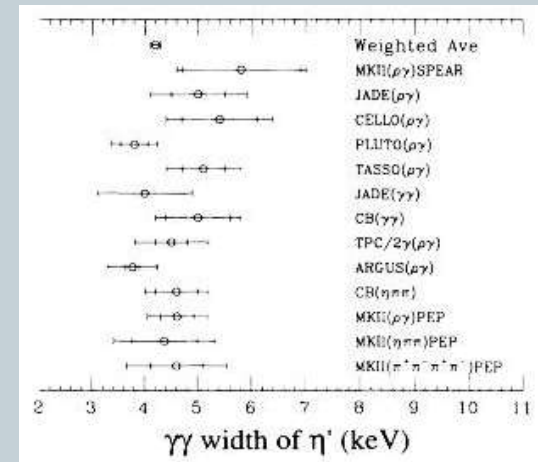
$$\frac{\Gamma_{\pi^0 \rightarrow \gamma\gamma}}{m_{\pi^0}^3} : \frac{\Gamma_{\eta \rightarrow \gamma\gamma}}{m_{\eta}^3} : \frac{\Gamma_{\eta' \rightarrow \gamma\gamma}}{m_{\eta'}^3} = 3 : (\cos\Theta - \sin\Theta 2\sqrt{2})^2 : (\sin\Theta + \cos\Theta 2\sqrt{2})^2$$

# Previous measurements

6

- Collider experiments:  
 $\eta'$  width measured using reaction  $e^+e^- \rightarrow e^+e^-\eta'$   
 from F. Butler review (*PRD Vol 42, 5 (1990)*):

Experiment	$\Gamma_{\eta' \rightarrow \gamma\gamma}$ (keV)	Mode
Mark II (SPEAR)	$5.8 \pm 1.1 \pm 1.2$	$\rho\gamma$
JADE	$5.0 \pm 0.5 \pm 0.9$	$\rho\gamma$
CELLO	$5.4 \pm 1.0 \pm 0.7$	$\rho\gamma$
PLUTO	$3.80 \pm 0.26 \pm 0.43$	$\rho\gamma$
TASSO	$5.1 \pm 0.4 \pm 0.7$	$\rho\gamma$
JADE	$4.0 \pm 0.9$	$\gamma\gamma$
Crystal Ball	$5.0 \pm 0.6 \pm 0.8$	$\gamma\gamma$
TPC/2 $\gamma$	$4.5 \pm 0.3 \pm 0.7$	$\rho\gamma$
ARGUS	$3.76 \pm 0.13 \pm 0.47$	$\rho\gamma$
Crystal Ball	$4.6 \pm 0.4 \pm 0.6$	$\eta\pi^0\pi^0$
Mark II (PEP)	$4.61 \pm 0.32 \pm 0.57$	$\rho\gamma$
Mark II (PEP)	$4.37 \pm 0.62 + 0.96 - 0.94$	$\eta\pi^+\pi^-$
Mark II (PEP)	$4.60 \pm 0.49 + 0.65 - 0.95$	$\pi^+\pi^-\pi^+\pi^-$



## Disadvantages:

- relatively high luminosity error
- most of measurement include  $\eta' \rightarrow \gamma\gamma$  and  $\eta' \rightarrow \pi^+\pi^-\gamma$  BR errors
- production angle measurement is problematic

## Advantages:

- no strong production mechanism to be separated

# Previous measurements

7

- No Primakoff measurement is published so far ?
- This can be done with GlueX detector in Hall-D with better precision and free of systematics of such measurements
- $\eta'$  has a lot of decay channels to offer, which of them are good for GlueX detector ?

# $\eta'$ decay mode candidates: Branching ratios and GlueX detector acceptance

8

Decay mode(s)	$N_\gamma$	BR	$E_\gamma / E_{\pi^0}$ cut, [GeV]	efficiency @1° (Fcal only)	BR × eff.	BR rel. error
$\eta' \rightarrow \gamma\gamma$	2	2.2%	0.5 / 1	57% (40%)	<b>1.25%</b>	3.7%
$\eta' \rightarrow \pi^+\pi^-\gamma$	1	29%	1.0 / -	50% (50%)	14.5%	2.0%
$\eta' \rightarrow \pi^0\pi^0\eta, \eta \rightarrow \gamma\gamma$	6	8.5%	0.2(0.5) / 1	7% (4.5%)	<b>0.6%</b>	3.7%
$\eta' \rightarrow \pi^0\pi^0\eta, \eta \rightarrow \pi^+\pi^-\pi^0$	6	4.9%	0.2 / 1	4.5% (3.5%)	0.2%	3.9%
$\eta' \rightarrow \pi^0\pi^0\eta, \eta \rightarrow \pi^0\pi^0\pi^0$	10	7.0%	0.2 / 1	0.45% (0.2%)	0.03%	3.8%
$\eta' \rightarrow \pi^+\pi^-\eta, \eta \rightarrow \gamma\gamma$	2	17%	0.5 / 1	32% (28%)	5.4%	1.7%
$\eta' \rightarrow \pi^+\pi^-\eta, \eta \rightarrow \pi^+\pi^-\pi^0$	2	9.9%	0.2 / 1	18% (18%)	1.8%	2.0%
$\eta' \rightarrow \pi^+\pi^-\eta, \eta \rightarrow \pi^0\pi^0\pi^0$	6	14%	0.2 / 1	4% (3.5%)	0.56%	1.8%

\* Given are values for 9 GeV  $\gamma$ -beam energy



# $\eta'$ decay mode candidates: GlueX detector resolutions

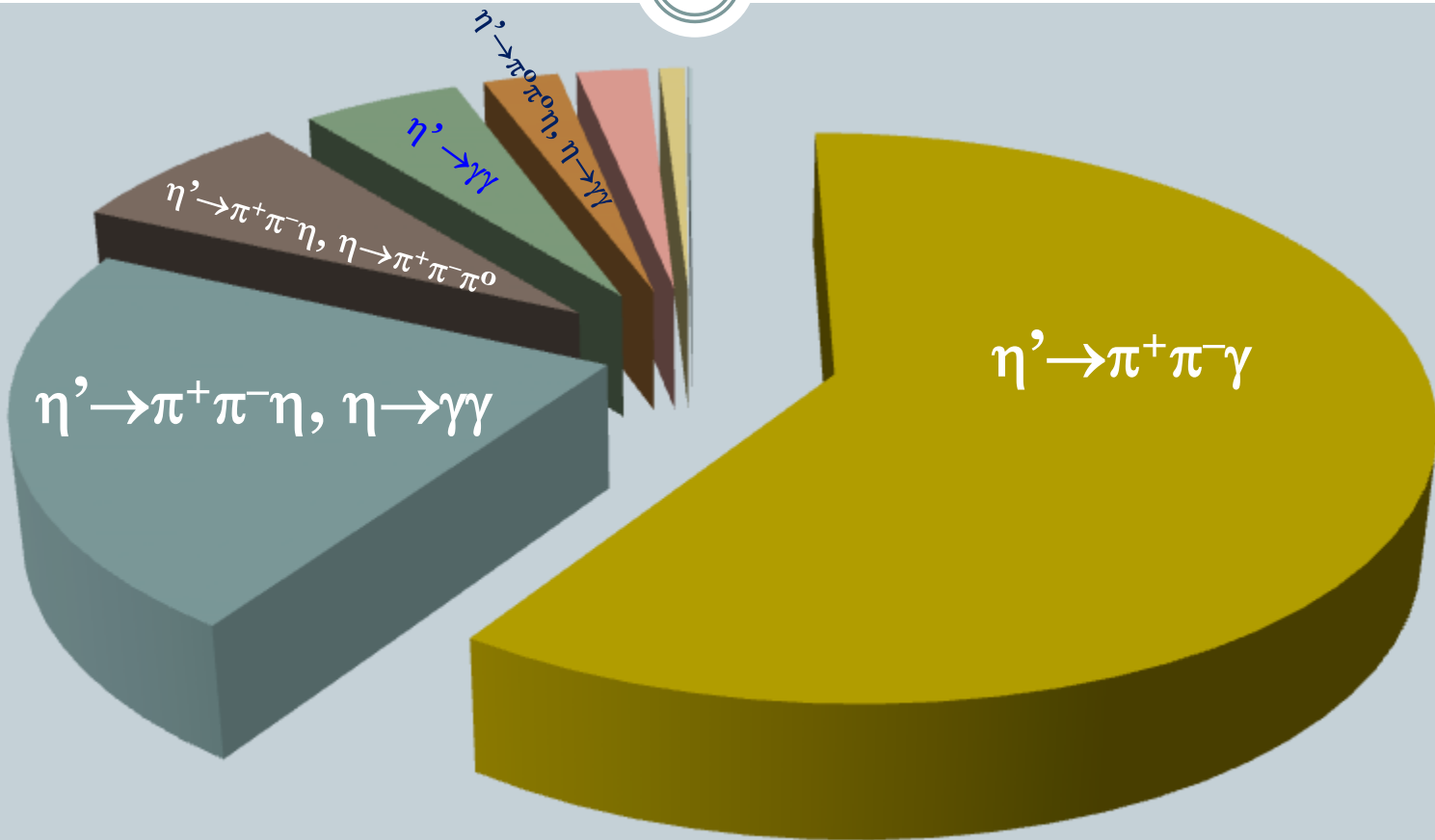
9

Decay mode(s)	BR $\times$ eff.	Mass resol., [MeV] / with constr.	Fcal only Mass resol., [MeV] / with constr.	Angular resolution, [ $^\circ$ ] / with constr.	Total energy resolution, [GeV]
$\eta' \rightarrow \gamma\gamma$	<b>1.25%</b>	35 / 18	30 / 15	0.1 / 0.06	0.35
$\eta' \rightarrow \pi^+\pi^-\gamma$	14.5%	45 / 42	45 / 42	0.4 / 0.4	0.2
$\eta' \rightarrow \pi^0\pi^0\eta, \eta \rightarrow \gamma\gamma$	<b>0.6%</b>	35 / 20	30 / 15	0.12 / 0.07	0.4
$\eta' \rightarrow \pi^0\pi^0\eta, \eta \rightarrow \pi^+\pi^-\pi^0$	0.2%	32 / 22	30 / 20	0.2 / 0.2	0.35
$\eta' \rightarrow \pi^0\pi^0\eta, \eta \rightarrow \pi^0\pi^0\pi^0$	0.03%	35 / 20	30 / 15	0.14 / 0.08	0.45
$\eta' \rightarrow \pi^+\pi^-\eta, \eta \rightarrow \gamma\gamma$	5.4%	32 / 22	30 / 20	0.24 / 0.22	0.3
$\eta' \rightarrow \pi^+\pi^-\eta, \eta \rightarrow \pi^+\pi^-\pi^0$	1.8%	30 / 25	30 / 25	0.32 / 0.3	0.22
$\eta' \rightarrow \pi^+\pi^-\eta, \eta \rightarrow \pi^0\pi^0\pi^0$	0.56%	32 / 22	30 / 20	0.22 / 0.2	0.35

\* Given are values for 9 GeV  $\gamma$ -beam energy

# Reconstructed modes ratio

10



# Main decay mode candidates

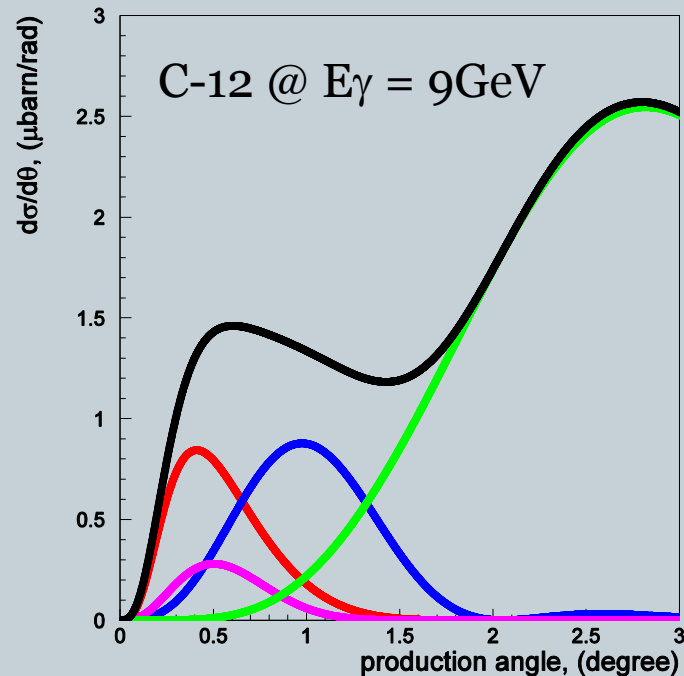
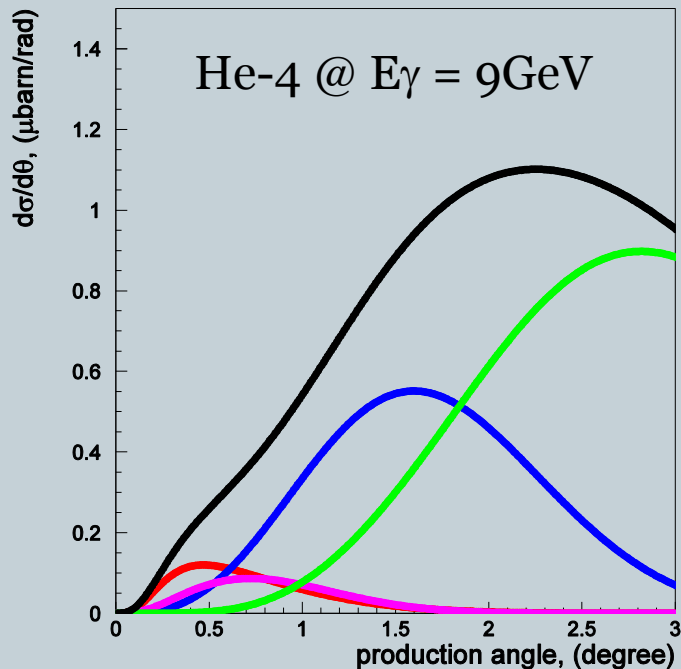
11

- $\eta' \rightarrow \pi^+ \pi^- \eta, \eta \rightarrow \gamma\gamma$   
BR  $\times$  eff. = 5.4%, BR uncertainty = 1.7%
- $\eta' \rightarrow \pi^+ \pi^- \eta, \eta \rightarrow \pi^+ \pi^- \pi^0$   
BR  $\times$  eff. = 1.8%, BR uncertainty = 2.0%
- These 2 charged modes allow to reconstruct about  $\frac{1}{14}$   $\eta$ 's, have angular resolution  $0.25 \dots 0.3^\circ$
- $\eta' \rightarrow \gamma\gamma$   
BR  $\times$  eff. = 1.25%, BR uncertainty = 3.7%
- $\eta' \rightarrow \pi^0 \pi^0 \eta, \eta \rightarrow \gamma\gamma$   
BR  $\times$  eff. = 0.6%, BR uncertainty = 3.7%
- These 2 neutral only modes allow to reconstruct about  $\frac{1}{50}$   $\eta$ 's, have angular resolution  $0.1^\circ$  or better (with kinematic fit), can run w/o solenoid field, decent energy deposition in FCal

# Target choice: Helium-4 and Carbon-12

12

Differential cross sections  $\frac{d\sigma}{d\vartheta}$



Production terms legend:

- Primakoff
- Interference
- Strong coh.
- Incoherent
- Total

Production terms calculations have been made with the same framework as for PrimEx experiment. Based on S. Gevorgyan calculations

# Target choice: other targets

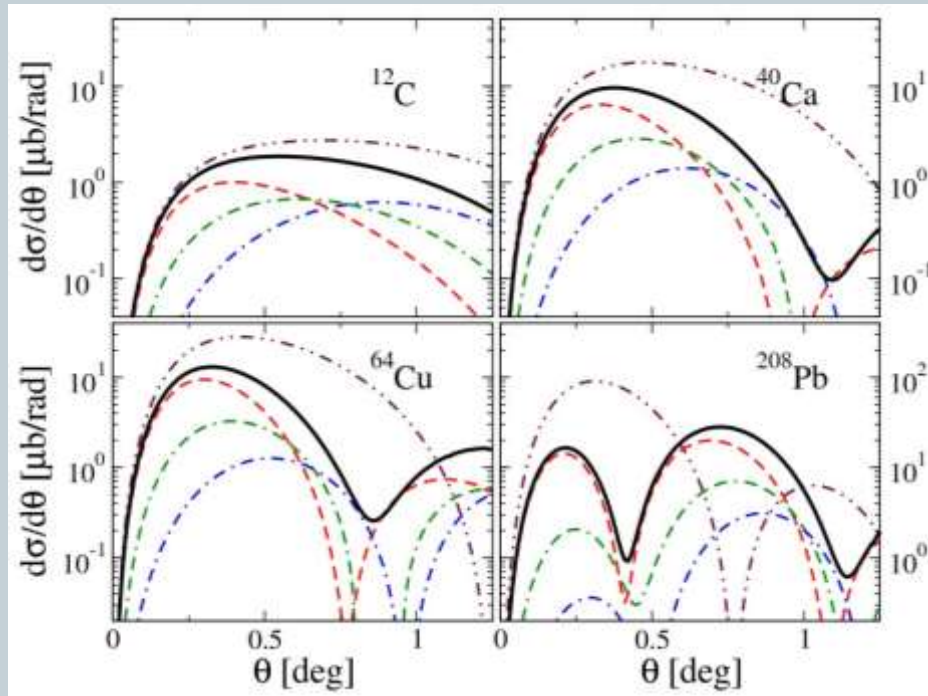
13

Primakoff production of  $\pi^0$ ,  $\eta$  and  $\eta'$  in the Coulomb field of a nucleus

Murat M. Kaskulov<sup>\*</sup> and Ulrich Mosel

*Institut für Theoretische Physik, Universität Giessen, D-35392 Giessen, Germany*

(Dated: December 23, 2011)



$$E_\gamma = 9\text{GeV}$$

# Beam time and luminosity

14

- $\eta'$  integrated Primakoff cross section  $\sim 10\text{nb}$ , total coherent cross section  $\sim 30\text{nb}$  for Carbon
- For  $\gamma$ -beam energy range 8...11GeV, intensity  $2 \times 10^7$  photons/sec, 10% rad. length carbon target:
  - 3.3k Primakoff  $\eta'$  /day and 10k total coherent  $\eta'$  /day for Carbon
- Heavy target like Pb will give increased Primakoff number of events but suppressed coherent yield
- 10 days running on 10%r.l. Carbon will give 33k Primakoff  $\eta'$ , that means 660 events in neutral modes ( $\sim 5\%$  stat. error) or 2.3k events in 2 main charged modes, excluding  $\pi^+\pi^-\gamma$  mode ( $\sim 3\%$  stat. error) and 4.5k  $\pi^+\pi^-\gamma$  ( $\sim 2\%$  stat. error)
- Combining statistics from 3 different targets (10 days each) will allow to achieve 1.5%-3.0% stat. error in different decay channels

# Error contributions

15

Source of error	Contribution [%]
Photon beam flux	1
Branching Ratios	1.7 / 3.7 (neutral modes)
Background separation	work in progress
Model dependence	work in progress
All others (estimated using Primakoff $\eta$ )	2
Statistical	2 / 3 (neutral modes)
Total	? Expected within 6...8 ?

# Summary

16

- $\eta'$  radiative width measurement would complete series of Primakoff experiments at Jefferson lab
- It will be first publishable result for  $\eta'$  Primakoff production cross section and will verify group of collider results for  $\eta'$  radiative decay width in terms of systematics
- $\eta'$  neutral decay modes have  $\sim 4$  times less yield,  $\sim 3$  times better angular resolution, don't require magnetic field and have high energy deposition in FCAL
- Intermediate atomic number targets (carbon, silicon) are more preferable: have significant Primakoff part, in the same time light targets like helium have well separated nuclear coherent peak (less model dependent). Measurement on one high-Z target (lead etc.) can be also included in the run
- Background study for different modes and model dependence of Primakoff part extraction are in progress. They will allow to estimate the total error of such a measurement and come up with a proposal to PAC.
- Expected precision of this measurement has 6%-8% level for  $\sim 40$  days of running